

財務摘要 Financial Summary

綜合收益表 Consolidated Income Statement

		截至十二月三十一日止年度 For the years ended 31 December				
		2009	2008	2007	2006	2005
		千美元 US\$'000	千美元 US\$'000	千美元 US\$'000	千美元 US\$'000	千美元 US\$'000
						(重列) (Restated)
營業額與收益	Turnover and revenue	5,081,113	4,272,053	3,215,404	2,331,733	1,845,609
除稅前溢利	Profit before taxation	625,108	452,221	317,239	236,731	187,927
稅項	Taxation	(124,613)	(90,185)	(36,291)	(23,897)	(17,419)
本年度溢利	Profit for the year	500,495	362,036	280,948	212,834	170,508
年內應佔溢利：	Attributable to:					
本公司股東	Owners of the Company	383,207	260,404	194,837	148,925	123,529
少數權益股東	Non-controlling interests	117,288	101,632	86,111	63,909	46,979
本年度溢利	Profit for the year	500,495	362,036	280,948	212,834	170,508
股息	Dividends	191,627	130,172	150,336	136,923	129,658
		美仙 US cents	美仙 US cents	美仙 US cents	美仙 US cents	美仙 US cents
每股溢利	Earnings per share					
基本	Basic	6.86	4.66	3.49	2.66	2.21
攤薄	Diluted	6.85	4.66	3.49	2.66	2.21

財務摘要 Financial Summary

綜合財務狀況表 Consolidated Statement of Financial Position

		於十二月三十一日 As at 31 December				
		2009	2008	2007	2006	2005
		千美元 US\$'000	千美元 US\$'000	千美元 US\$'000	千美元 US\$'000	千美元 US\$'000
						(重列) (Restated)
物業、機器及設備	Property, plant and equipment	2,216,638	1,974,445	1,567,348	1,230,375	991,279
土地租約溢價	Prepaid lease payments	88,803	81,308	65,594	60,047	54,446
聯營公司權益	Interests in associates	61,892	68,095	33,929	42,704	54,863
其他非流動資產	Other non-current assets	15,742	18,872	20,804	29,053	30,729
淨流動負債	Net current liabilities	(283,341)	(416,887)	(277,922)	(217,552)	(67,287)
非流動負債	Non-current liabilities	(190,670)	(187,195)	(128,058)	(46,638)	(53,657)
淨資產	Net assets	1,909,064	1,538,638	1,281,695	1,097,989	1,010,373
發行股本	Issued capital	27,934	27,934	27,943	27,943	27,943
儲備	Reserves	1,434,710	1,179,269	999,718	885,399	844,039
少數股東權益	Non-controlling interests	446,420	331,435	254,034	184,647	138,391
股東權益總額	Total equity	1,909,064	1,538,638	1,281,695	1,097,989	1,010,373

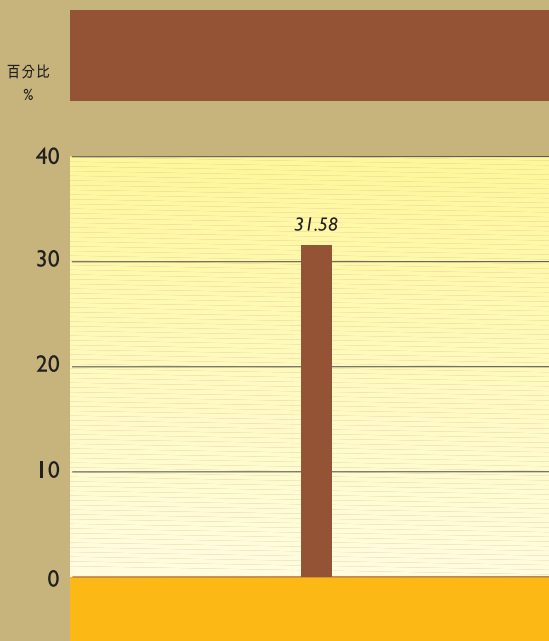

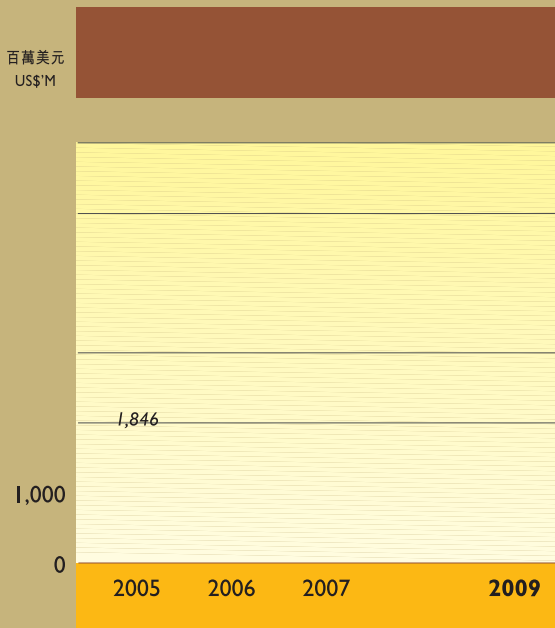
附註：

本表所列數字已重新編列以反映於二零零五年採納新訂或經修訂香港財務報告準則。

Note:

The figures in this table have been restated to reflect the adoption of new/revised Hong Kong Financial Reporting Standard in 2005.

財務摘要 Financial Summary



財務摘要 Financial Summary

