

賬目附註 Notes to the Financial Statements

截至二零零五年十二月三十一日止年度
For the year ended 31 December 2005

30. 員工福利責任

退休計劃

本集團為所有中國僱員參加由中國各地方政府組織的界定供款計劃。據此本集團需每月向此等計劃按僱員薪資額之指定百分比作出供款。本集團除支付上述每月的供款外，不必負責支付員工退休時及其後之福利。

本集團亦為所有台灣僱員提供界定福利計劃。此退休金責任之計算是以僱員服務年期及最後六個月的平均薪資為基礎。此計劃的供款金額是根據獨立精算師美商惠悅企業管理顧問股份有限公司台灣分公司(「惠悅」)之建議而釐訂。最新之精算評估是由惠悅於二零零五年十二月三十一日以預計單位給付成本法進行。

30. Employee Benefit Obligations

Pension schemes

The Group has participated in defined contribution plans organised by the relevant local government authorities in the PRC for all PRC employees whereby the Group is required to make monthly contributions to these plans at certain percentage of the relevant portion of the payroll of these employees to the pension scheme to fund the benefits. The Group has no obligation for the payment of retirement and other post-retirement benefits for the PRC employees other than the monthly contributions described above.

The Group has defined benefit plans for all Taiwan employees. Pension obligation is provided based on the length of service and average monthly salary for the final six months of employment. The contributions were calculated based on advice from Messrs. Watson Wyatt, Taiwan Branch ("Watson Wyatt"), independent actuaries and consultants. The latest actuarial valuation was performed by Watson Wyatt as at 31 December 2005 using the projected unit credit method.

		本集團 Group		本公司 Company	
		2005 千美元 US\$'000	2004 千美元 US\$'000	2005 千美元 US\$'000	2004 千美元 US\$'000
非供款責任現值	Present value of unfunded obligations	5,793	4,887	5,206	4,887





30. 員工福利責任(續)

30. Employee Benefit Obligations (Continued)

退休計劃(續)

Pension schemes (Continued)

		本集團 Group		本公司 Company	
		2005 千美元 US\$'000	2004 千美元 US\$'000	2005 千美元 US\$'000	2004 千美元 US\$'000
認列於資產負債表中 界定福利責任 的變動：	Movement in the defined benefit obligations recognised in the balance sheets:				
於年初	At beginning of year	4,887	3,808	4,887	3,808
本年淨開支	Net expense for the year	906	1,149	319	1,149
付予計劃的供款	Contributions paid	—	(70)	—	(70)
於結算日	At balance sheet date	5,793	4,887	5,206	4,887

		本集團 Group	
		2005 千美元 US\$'000	2004 千美元 US\$'000
於合併收益表中的已確認開支總額：	Total amount of expense recognised in the consolidated income statement:		
現時服務成本	Current service cost	690	1,009
利息成本	Interest cost	186	138
淨精算損失確認	Net actuarial losses recognised	30	2
淨開支已包括於 本年度行政費用	Net expense included in administrative expenses for the year	906	1,149

入賬的主要考慮因素為：

The principal assumptions used for accounting purposes were:

		本集團及本公司 Group and Company	
		2005 %	2004 %
折現率	Discount rate	3.00	3.25
預期薪酬升幅	Expected rate of salary increases	3.00	3.00



賬目附註 Notes to the Financial Statements

截至二零零五年十二月三十一日止年度
For the year ended 31 December 2005

31. 遞延稅項

31. Deferred Taxation

		本集團 Group			
		2005 千美元 US\$'000	2004 千美元 US\$'000		
於年初	At beginning of year	21	(4)		
(扣除)計入收益表內	Income statement (charge) credit	(1,458)	25		
於結算日	At the balance sheet date	(1,437)	21		
遞延稅項資產(負債)之確認		Recognised deferred tax assets (liabilities)			
		2005		2004	
		資產 Assets 千美元 US\$'000	負債 Liabilities 千美元 US\$'000	資產 Assets 千美元 US\$'000	負債 Liabilities 千美元 US\$'000
加速稅務折舊	Accelerated depreciation allowance	—	(11,521)	—	(9,420)
減速稅務折舊	Decelerated depreciation allowance	2,845	—	3,128	—
減值虧損	Impairment losses	2,768	—	2,594	—
準備	Provisions	1,412	—	1,255	—
稅務虧損	Tax losses	—	—	1,356	—
其他	Others	3,924	(865)	4,028	(2,920)
遞延稅項資產(負債)	Deferred tax assets (liabilities)	10,949	(12,386)	12,361	(12,340)
遞延稅項資產(負債)沖減	Offset deferred tax assets and liabilities	(5,570)	5,570	(6,164)	6,164
淨稅項資產(負債)	Net tax assets (liabilities)	5,379	(6,816)	6,197	(6,176)

本集團並未確認遞延稅項資產源於稅務虧損 75,063,000 美元 (二零零四年 : 65,755,000 美元)。根據現有稅務條例, 如往後無足夠收益作為抵扣, 以上稅務虧損將從產生日起之未來五年陸續過期。

The Group has not recognised deferred tax assets in respect of tax losses of US\$75,063,000 (2004: US\$65,755,000). The tax losses will expire if they are not utilised to set off against the income within five years from the year in which they arose under the current tax legislation.






32. 發行股本

32. Issued Capital

		2005		2004	
		股份數目 No. of shares	千美元 US\$'000	股份數目 No. of shares	千美元 US\$'000
法定： 每股0.005美元 之普通股	Authorised: Ordinary shares of US\$0.005 each	7,000,000,000	35,000	7,000,000,000	35,000
已發行及繳足： 每股0.005美元 之普通股	Issued and fully paid: Ordinary shares of US\$0.005 each	5,588,705,360	27,943	5,588,705,360	27,943







33. 股本及儲備 (續)

本集團之保留溢利包括本集團聯營公司之累積溢利3,692,000美元(二零零四年:累積虧損1,344,000美元)。

(b) 本公司

33. Capital and Reserves (Continued)

The retained profits of the Group include profits of US\$3,692,000 (2004: losses of US\$1,344,000) accumulated by associates of the Group.

(b) Company

		儲備 Reserves					股本及儲備 Capital and reserves	
		發行股本 Issued capital	股份贖回儲備 Capital redemption reserve	股份溢價 Share premium	外幣 換算儲備 Exchange translation reserve	保留溢利 Retained profits	總計 Total	股本及儲備 Capital and reserves
		千美元 US\$'000	千美元 US\$'000	千美元 US\$'000	千美元 US\$'000	千美元 US\$'000	千美元 US\$'000	千美元 US\$'000
於二零零四年一月一日	At 1 January 2004	27,943	36	332,478	(197)	170,231	502,548	530,491
淨兌差額	Exchange translation difference	—	—	—	(1,557)	—	(1,557)	(1,557)
二零零四年溢利	Profit for 2004	—	—	—	—	311,691	311,691	311,691
已付二零零三年末期股息	2003 final dividend paid	—	—	—	—	(63,152)	(63,152)	(63,152)
於二零零四年十二月三十一日	At 31 December 2004	27,943	36	332,478	(1,754)	418,770	749,530	777,473
說明:	Representing:							
二零零四年擬派末期股息儲備	2004 final dividend proposed Reserves							63,712
								685,818
								749,530
於二零零五年一月一日	At 1 January 2005	27,943	36	332,478	(1,754)	418,770	749,530	777,473
淨兌差額	Exchange translation difference	—	—	—	983	—	983	983
二零零五年溢利	Profit for 2005	—	—	—	—	26,139	26,139	26,139
已付二零零四年末期股息	2004 final dividend paid	—	—	—	—	(63,712)	(63,712)	(63,712)
於二零零五年十二月三十一日	At 31 December 2005	27,943	36	332,478	(771)	381,197	712,940	740,883
說明:	Representing:							
二零零五年擬派特別股息	2005 special dividend proposed							59,799
二零零五年擬派末期股息儲備	2005 final dividend proposed Reserves							69,859
								583,282
								712,940



賬目附註 Notes to the Financial Statements

截至二零零五年十二月三十一日止年度
For the year ended 31 December 2005

33. 股本及儲備(續)

附註：

股份贖回儲備

股份贖回儲備乃根據開曼群島之公司法有關回購及註銷本公司股份之條款而設立。

股份溢價

股份溢價賬之應用是根據開曼群島公司法之規定。

在符合公司章程規定之情況下，本公司之股份溢價可被分派予股東，惟本公司於分派後須仍有能力償還在日常業務中到期繳付之債務。據此，本公司於二零零五年十二月三十一日之可供分派儲備為712,904,000美元(二零零四年：749,494,000美元)。

外幣換算儲備

外幣換算儲備之設立及處理乃根據本公司有關外幣換算之會計政策。

一般儲備

根據中國有關規例，中國附屬公司須將一筆不少於其除稅後溢利(按照中國會計規例編製有關中國附屬公司之法定賬目內呈列)10%之款項轉撥往一般儲備。倘一般儲備之總額達有關中國附屬公司註冊股本之50%時，該公司可毋須再作任何轉撥。

33. Capital and Reserves (Continued)

Note:

Capital redemption reserve

Capital redemption reserve has been set up in accordance with the provisions of the Companies Law of the Cayman Islands on repurchases and cancellations of the Company's own shares.

Share premium

The application of the share premium account is governed by the Companies Law of the Cayman Islands.

Share premium of the Company is distributable to shareholders subject to the provisions of the Company's Memorandum and Articles of Association and provided that immediately following the distribution the Company is able to pay its debts as they fall due in the ordinary course of business. Accordingly, the Company's distributable reserves as at 31 December 2005 amounted to US\$712,904,000 (2004: US\$749,494,000).

Exchange translation reserve

The exchange translation reserve have been set up and are dealt with in accordance with the accounting policies adopted for foreign currency translation.

General reserve

In accordance with the relevant PRC regulations, the PRC subsidiaries are required to appropriate to the general reserve an amount not less than 10% of the amount of profit after taxation (as reported in the respective statutory financial statements of the PRC subsidiaries prepared in accordance with PRC accounting regulations). If the accumulated total of the general reserve reaches 50% of the registered capital of the respective PRC subsidiaries, the enterprise may not be required to make any further appropriation.





34. 經營業務所得現金

34. Cash Generated from Operations

		2005 千美元 US\$'000	2004 千美元 US\$'000 (重列) (restated)
除稅前溢利	Profit before taxation	187,927	296,389
利息費用	Interest expenses	8,597	14,878
利息收入	Interest income	(3,274)	(1,908)
折舊	Depreciation	94,401	88,245
土地租約溢價之攤銷	Amortisation on premium for land lease	1,382	1,341
無形資產之攤銷	Amortisation on intangible assets	2,354	—
出售物業、機器及設備之虧損	Loss on disposal of property, plant and equipment	1,826	4,831
出售土地租約溢價之虧損	Loss on disposal of premium for land lease	78	60
物業、機器及設備減值虧損	Impairment loss of property, plant and equipment	1,400	10,000
出售附屬公司部份權益之收益	Gain on disposal of partial interests in subsidiaries	—	(272,955)
應佔聯營公司(溢利)虧損	Share of (profits) losses of associates	(7,508)	698
出售聯營公司部份權益之收益	Gain on disposal of partial interests in an associate	(235)	(2,529)
視作出售聯營公司之收益	Gain on deemed disposal of an associate	—	(2,419)
淨率變動之影響	Effect on exchange rate changes	676	—
聯營公司淨墊付之減少(增加)	Net advances from (to) associates	6,774	(13,657)
持有按公允價值列賬及在損益賬 處理的財務資產/流動投資 之已變現及未變現(虧損)收益	Realised and unrealised (loss) gain on financial assets at fair value through profit or loss/current financial assets	(62)	26
存貨之(增加)減少	(Increase) Decrease in inventories	(2,463)	3,101
應收帳款之增加	Increase in trade receivables	(11,213)	(9,384)
預付款項及其他應收款項之 (增加)減少	(Increase) Decrease in prepayments and other receivables	(4,407)	9,163
應付帳款之增加	Increase in trade payables	10,009	20,258
其他應付款項之增加(減少)	Increase (Decrease) in other payables	39,238	(13,605)
客戶預付款項之增加(減少)	Increase (Decrease) in advance payments from customers	9,240	(2,303)
其他非流動應付款項之(減少)增加	(Decrease) Increase in other non-current payables	(2,745)	6,195
員工福利責任之增加	Increase in employee benefit obligations	906	1,079
經營業務所得現金	Cash generated from operations	332,901	137,504



賬目附註 Notes to the Financial Statements

截至二零零五年十二月三十一日止年度
For the year ended 31 December 2005

35. 非現金交易

如附註20所述，本集團根據重組協議以資產交換方式換來河北 - 宛香100%股權。

於交換日，被交換之附屬公司之可識別資產及負債公允價值列示如下：

35. Non-cash Transaction

Pursuant to the reorganisation as mentioned in note 20, the Group obtained through exchange of assets, a 100% equity interest in Hebei Yi Wan Xiang.


The fair value of the identifiable assets and liabilities of the subsidiary as at the date of exchange are as follows:


		公允價值 Fair value 千美元 US\$'000
物業、機器及設備	Property, plant and equipment	5,586
商標	Trademarks	17,657
		23,243
重組資產交換(附註20)	Satisfied by exchange of assets pursuant to reorganisation (note 20)	(23,243)
代價總額	Total consideration	—

自重組資產交換日，交換來之附屬公司沒有對本集團貢獻重大之收益及溢利。

Since exchange through the reorganisation, the exchanged subsidiary made no significant contribution to revenue and results of the Group.









37. 金融風險管理目標及政策 (續)

(iii) 利率風險

本集團面對之現金流量利率風險主要來自浮動利率貸款。本集團並無對沖現金流量利率風險。

(iv) 信貸風險

本集團之信貸風險主要來自應收賬款及其他應收款項。本集團管理層設立信貸政策持續監察其信貸風險。所有要求超過指定信貸額的客戶需進行信貸評估。於結算日，本集團並無重大的集中信貸風險，其最大之信貸風險主要來自資產負債表內各金融資產之賬面值。

(v) 流動資金風險

本集團定期監察現在及預期之流動資金需求，尤其在資本開支方面，以確保有足夠現金儲備及主要金融機構之承諾信貸。

37. Financial Risk Management Objectives and Policies (Continued)

(iii) Interest rate risk

The Group's exposure to cash flow interest rate risk is mainly attributable to its borrowings issued at variable rate. The Group had not hedge its exposure to cash flow interest rate risk.

(iv) Credit risk

The Group's credit risk is primarily attributable to trade and other receivables. Management has a credit policy in place and the exposure to credit risk is monitored on an on-going basis. Credit evaluations are performed on all customers requiring credit over a certain amount. At the balance sheet date, the Group had no significant concentrations of credit risk. The maximum exposure to credit risk is represented by the carrying amount of each financial asset in the balance sheet.

(v) Liquidity risk

The Group's policy is to regularly monitor current and expected liquidity requirements, in particular relating to capital expenditure, to ensure that it maintains sufficient reserves of cash and adequate committed credit facilities from major financial institutions.



賬目附註 Notes to the Financial Statements

截至二零零五年十二月三十一日止年度
For the year ended 31 December 2005

38. 承擔

38. Commitments

(a) 資本承擔

(a) Capital commitments

		本集團 Group		本公司 Company	
		2005 千美元 US\$'000	2004 千美元 US\$'000	2005 千美元 US\$'000	2004 千美元 US\$'000
已訂約但未撥備	Contracted but not provided for	117,832	61,373	2,409	6,060

(b) 營運租約承擔

(b) Commitments under operating leases

於結算日，根據不可撤銷之經營租約，本集團未來最低租賃付款總額列示如下：

At the balance sheet date, the Group had total future minimum lease payments under non-cancellable operating leases, which are payable as follows:

		2005 千美元 US\$'000	2004 千美元 US\$'000
一年內	Within one year	5,362	3,551
於第二年至第五年屆滿 (包括首尾兩年)	In the second to fifth years inclusive	9,682	5,164
五年以上	Over five years	15,178	14,398
		30,222	23,113





38. 承擔 (續)

上述經營租約包括向本集團的聯營公司租賃若干物業，為期二十五年。上述租賃承擔，只包括對未來基本租金的有關承擔，並不包括參考某些消費指數而定之應付額外租金(如有)的承擔。藏於租賃合同的租金調整附帶內的衍生工具不分開處理，因此合同評定與主合約有密切關係。

38. Commitments (Continued)

The above operating leases include a lease from the Group's associate of certain property for a period of 25 years. The lease commitments above include only the related commitments for future basic rentals and do not include commitments for additional rental payable, if any, by reference to certain consumer index. The contingent rental adjustment represents embedded derivatives in the lease contracts, which have not been separately accounted for as they are considered as closely related to the host lease contracts.

39. 或然負債

39. Contingent Liabilities

		本公司 Company	
		2005 千美元 US\$'000	2004 千美元 US\$'000
為附屬公司及聯營公司之 信貸提供擔保	Guarantees for credit facilities on behalf of subsidiaries and an associate	233,283	53,701

40. 結算日後事項

於二零零五年十二月二十日，本集團與銀行簽訂浮動利率銀行貸款協議書，貸款額為50,000,000美元，於二零零六年一月六日全數提取及二零零八年十二月到期。另外，於二零零五年十二月二十日，本集團訂立利息掉期合約藉以減低利息風險。

40. Post Balance Sheet Events

On 20 December 2005, the Group reached an agreement with bankers to arrange a floating interest rate loan of US\$50,000,000. The loan was fully drawn on 6 January 2006 and is repayable by December 2008. On 20 December 2005, the Group entered an interest rate swap contract to minimise the interest rate risk.



賬目附註 Notes to the Financial Statements

截至二零零五年十二月三十一日止年度
For the year ended 31 December 2005

41. 比較數字

由於本年度採納新香港財務報告準則，賬目若干項目及結餘之會計處理以及呈報方式已經加以修訂，以符合新規定。因此，已就往年作出若干調整，且若干比較數字已重新分類。詳情於附註5披露。

41. Comparative Figures

As further explained in note 5 to the financial statements, due to the adoption of HKFRS during the year, the accounting treatment and the presentation of certain items and balances in the financial statements have been revised to comply with the new requirements. Accordingly, certain prior period adjustments and opening balance adjustments have been made and related comparative amounts have been restated.

42. 主要附屬公司

主要附屬公司表列如下：

42. Principal Subsidiaries

Details of the principal subsidiaries are as follows:

Name	註冊成立 / 營業地點 Place of incorporation/ operation	註冊資本 / 已發行股本 Registered capital / issued share capital	應佔 股權比例 Proportion of ownership interest		主要業務 Principal activity
			直接 Directly	間接 Indirectly	
天津頂益國際食品有限公司 Tianjin Tingyi International Food Co., Ltd.	中國 PRC	US\$66,000,000	100%	—	製造及銷售方便麵 Manufacture and sale of instant noodles
廣州頂益食品有限公司 Guangzhou Tingyi Food Co., Ltd.	中國 PRC	US\$31,000,000	100%	—	製造及銷售方便麵 Manufacture and sale of instant noodles
杭州頂益食品有限公司 Hangzhou Tingyi Food Co., Ltd.	中國 PRC	US\$39,000,000	—	100%	製造及銷售方便麵 Manufacture and sale of instant noodles
康師傅(杭州)方便食品 有限公司 Master Kong (Hangzhou) Convenient Food Co., Ltd.	中國 PRC	US\$20,000,000/ US\$12,000,000	—	100%	製造及銷售方便麵 Manufacture and sale of instant noodles
重慶頂益食品有限公司 Chongqing Tingyi Food Co., Ltd.	中國 PRC	US\$22,000,000	—	100%	製造及銷售方便麵 Manufacture and sale of instant noodles





42. 主要附屬公司(續)

42. Principal Subsidiaries (Continued)

Name	註冊成立 / 營業地點 Place of incorporation/ operation	註冊資本 / 已發行股本 Registered capital / issued share capital	應佔 股權比例 Proportion of ownership interest		主要業務 Principal activity
			直接	間接	
			Directly	Indirectly	
瀋陽頂益食品有限公司 Shenyang Tingyi Food Co., Ltd.	中國 PRC	US\$17,000,000	—	100%	製造及銷售方便麵 Manufacture and sale of instant noodles
武漢頂益食品有限公司 Wuhan Tingyi Food Co., Ltd.	中國 PRC	US\$17,800,000	—	100%	製造及銷售方便麵 Manufacture and sale of instant noodles
西安頂益食品有限公司 Xian Tingyi Food Co., Ltd.	中國 PRC	US\$17,000,000	—	100%	製造及銷售方便麵 Manufacture and sale of instant noodles
青島頂益食品有限公司 Qingdao Tingyi Food Co., Ltd.	中國 PRC	US\$5,000,000	—	100%	製造及銷售方便麵 Manufacture and sale of instant noodles
哈爾濱頂益食品有限公司 Harbin Tingyi Food Co., Ltd.	中國 PRC	US\$11,200,000/ US\$6,780,000	—	100%	製造及銷售方便麵 Manufacture and sale of instant noodles
福建頂益食品有限公司 Fujian Tingyi Food Co., Ltd.	中國 PRC	US\$4,500,000	—	100%	製造及銷售方便麵 Manufacture and sale of instant noodles
新疆頂益食品有限公司*	中國 PRC	US\$3,000,000	—	100%	製造及銷售方便麵 Manufacture and sale of instant noodles
台灣康師傅食品股份 有限公司	台灣 Taiwan	50,000,000普通股 每股NT\$10 50,000,000 ordinary shares of NT\$10 each/ NT\$500,000,000	100%	—	製造及銷售方便麵 Manufacture and sale of instant noodles



賬目附註 Notes to the Financial Statements


截至二零零五年十二月三十一日止年度
For the year ended 31 December 2005

42. 主要附屬公司 (續)

42. Principal Subsidiaries (Continued)

Name	註冊成立 / 營業地點 Place of incorporation/ operation	註冊資本 / 已發行股本 Registered capital / issued share capital	應佔 股權比例 Proportion of ownership interest		主要業務 Principal activity
			直接	間接	
			Directly	Indirectly	
河北一宛香食品有限公司	中國 PRC	RMB187,500,000	—	100%	製造及銷售方便麵 Manufacture and sale of instant noodles
昆明頂益食品有限公司 Master Kong (Kunming) Convenient Food Co., Ltd*	中國 PRC	US\$3,000,000	—	100%	製造及銷售方便麵 Manufacture and sale of instant noodles
天津頂育國際食品有限公司 Tianjin Tingyu International Food Co., Ltd.	中國 PRC	US\$6,000,000	100%	—	製造及銷售方便麵 Manufacture and sale of instant noodles
康師傅(瀋陽)方便食品 有限公司*	中國 PRC	US\$6,000,000	—	100%	製造及銷售方便麵 Manufacturing and sale of instant noodles
福滿多投資有限公司	PRC 中國	US\$30,000,000/ US\$12,257,919	—	100%	投資控股 Investment holding
淮安福滿多食品有限公司 Huai An Fumanduo Co., Ltd*	PRC 中國	US\$5,000,000/ US\$1,812,500	—	100%	製造及銷售方便麵 Manufacturing and sale of instant noodles
眉山福滿多食品有限公司 Meishan Fumanduo Food Co., Ltd.	PRC 中國	US\$5,000,000/ US\$1,812,500	—	100%	製造及銷售方便麵 Manufacturing and sale of instant noodles
長沙福滿多食品有限公司*	PRC 中國	US\$5,000,000/ US\$1,812,500	—	100%	製造及銷售方便麵 Manufacturing and sale of instant noodles
鄭州福滿多食品有限公司*	PRC 中國	US\$5,000,000/ US\$1,812,500	—	100%	製造及銷售方便麵 Manufacturing and sale of instant noodles





賬目附註 Notes to the Financial Statements

截至二零零五年十二月三十一日止年度
For the year ended 31 December 2005

42. 主要附屬公司 (續)

42. Principal Subsidiaries (Continued)

Name	註冊成立 / 營業地點 Place of incorporation/ operation	註冊資本 / 已發行股本 Registered capital / issued share capital	應佔 股權比例 Proportion of ownership interest		主要業務 Principal activity
			直接	間接	
			Directly	Indirectly	
杭州珍寶珠食品有限公司 Hangzhou Zhenbaozhu Food & Package Co., Ltd.	中國 PRC	US\$1,400,000	100%	—	製造及銷售糕餅產品 Manufacture and sale of candies
康師傅食品(BVI)有限公司 Master Kong Beverages (BVI) Co., Ltd	英屬處女群島 British Virgin Islands	50,000普通股 每股US\$1 50,000 ordinary shares of US\$1 each/ US\$1	100%	—	投資控股 Investment holding
康師傅食品控股有限公司 Tingyi-Asahi-Itochu Beverages Holding Co. Ltd.	開曼群島 Cayman Islands	50,000普通股 每股US\$1 50,000 ordinary shares of US\$1 each/ US\$10,001	—	50.01%	投資控股 Investment holding
天津頂津食品有限公司 Tianjin Tingjin Food Co., Ltd.*	中國 PRC	US\$28,340,000/ US\$22,340,000	—	50.01%	製造及銷售飲品 Manufacture and sale of beverages
廣州頂津食品有有限公司 Guangzhou Tingjin Food Co., Ltd.	中國 PRC	US\$15,000,000	—	50.01%	製造及銷售飲品 Manufacture and sale of beverages
康師傅(廣州)飲品有限公司 Master Kong (Guangzhou) Beverage Co., Ltd.*	中國 PRC	US\$12,000,000	—	50.01%	製造及銷售飲品 Manufacture and sale of beverages
杭州頂津食品有限公司 Hangzhou Tingjin Food Co., Ltd.	中國 PRC	US\$27,000,000	—	50.01%	製造及銷售飲品 Manufacture and sale of beverages






42. 主要附屬公司(續)

42. Principal Subsidiaries (Continued)

Name	註冊成立 / 營業地點 Place of incorporation/ operation	註冊資本 / 已發行股本 Registered capital / issued share capital	應佔 股權比例 Proportion of ownership interest		主要業務 Principal activity
			直接	間接	
			Directly	Indirectly	
康師傅(杭州)飲品有限公司*	中國 PRC	US\$17,000,000/ US\$2,550,000	—	50.01%	製造及銷售飲品 Manufacture and sale of beverages
西安頂津食品有限公司	中國 PRC	US\$12,000,000	—	50.01%	製造及銷售飲品 Manufacture and sale of beverages
武漢頂津食品有限公司 Wuhan Tingjin Food Co., Ltd.*	中國 PRC	US\$31,000,000	—	50.01%	製造及銷售飲品 Manufacture and sale of beverages
重慶頂津食品有限公司	中國 PRC	US\$12,000,000/ US\$10,000,000	—	50.01%	製造及銷售飲品 Manufacture and sale of beverages
瀋陽頂津食品有限公司 Shenyang Tingjin Food Co., Ltd.	中國 PRC	US\$17,000,000	—	50.01%	製造及銷售飲品 Manufacture and sale of beverages
青島頂津食品有限公司 Qingdao Tingjin Food Co., Ltd	中國 PRC	US\$12,000,000	—	50.01%	製造及銷售飲品 Manufacture and sale of beverages
福建頂津食品有限公司 Fujian Tingjin Food Co., Ltd.	中國 PRC	US\$12,500,000	—	50.01%	製造及銷售飲品 Manufacture and sale of beverages
哈爾濱頂津食品有限公司*	中國 PRC	US\$12,000,000/ US\$8,295,000	—	50.01%	製造及銷售飲品 Manufacture and sale of beverages
新疆頂津食品有限公司*	中國 PRC	US\$5,000,000	—	50.01%	製造及銷售飲品 Manufacture and sale of beverages







42. 主要附屬公司(續)

42. Principal Subsidiaries (Continued)

Name	註冊成立 / 營業地點 Place of incorporation/ operation	註冊資本 / 已發行股本 Registered capital / issued share capital	應佔 股權比例 Proportion of ownership interest		主要業務 Principal activity
			直接	間接	
			Directly	Indirectly	
康師傅(香港)貿易有限公司 Master Kong (HK) Trading Company Limited	香港 HK	HK\$10,000/ HK\$2	100%	—	本集團之產品代理及貿易 Agent and trading of products for the Group
興化頂芳脫水食品有限公司 Xing Hua Dingfang Dehydrate Foods Co., Ltd.	中國 PRC	US\$8,600,000	100%	—	製造及銷售脫水蔬菜 Manufacture and sale of dehydrated vegetables
天津頂嘉機械有限公司 Tian Jin Ting Jia Machinery Co., Ltd.	中國 PRC	US\$2,100,000	100%	—	保養及維修廠房及機械 Installation and maintenance of plant and machinery
天津頂育諮詢有限公司 Tianjin Tingyu Consulting Co., Ltd.	中國 PRC	US\$200,000	100%	—	提供管理服務 Providing management services
天津頂全物業管理有限公司 Tianjin Tingquan Properties Management Co., Ltd.	中國 PRC	US\$210,000	100%	—	提供物業管理及 相關之顧問服務 Provision of property management and related consultancy services
天津頂雅房地產開發有限公司 Tianjin Dingya Property Development Co., Ltd.	中國 PRC	US\$2,100,000	100%	—	物業投資 Property development
廣州頂雅房地產開發有限公司 Guangzhou Dingya Real Estate Development Co., Ltd.*	中國 PRC	US\$1,980,676	38%	62%	物業投資 Property development



賬目附註 Notes to the Financial Statements

截至二零零五年十二月三十一日止年度
For the year ended 31 December 2005

42. 主要附屬公司 (續)

42. Principal Subsidiaries (Continued)

Name	註冊成立 / 營業地點 Place of incorporation/ operation	註冊資本 / 已發行股本 Registered capital / issued share capital	應佔 股權比例 Proportion of ownership interest		主要業務 Principal activity
			直接	間接	
			Directly	Indirectly	
天津頂新國際工程 顧問有限公司 Tianjin Tingxin International Engineering Consultant Co., Ltd	中國 PRC	US\$1,700,000	100%	—	提供工程顧問及 研究服務 Provision of engineering related consultancy and research service
頂通(BVI)有限公司 Tingtong (BVI) Limited	英屬處女群島 British Virgin Islands	50,000普通股 每股US\$1 50,000 ordinary shares of US\$1 each/ US\$1,000	100%	—	投資控股 Investment holding
頂通(開曼島)控股有限公司 Tingtong (Cayman Islands) Holding Corp.	開曼群島 Cayman Islands	15,000,000普通股 每股US\$1 15,000,000 ordinary shares of US\$1 each/ US\$2,118,334	—	50.01%	投資控股 Investment holding
上海頂通物流有限公司 Shanghai Tingtong Logistics Co., Ltd*	中國 PRC	US\$5,000,000	—	50.01%	提供本集團內公司 之物流服務 Logistics services for the Group
北京頂通物流有限公司*	中國 PRC	US\$500,000	—	50.01%	提供本集團內公司 之物流服務 Logistics services for the Group
廣州頂通物流有限公司*	中國 PRC	US\$300,000	—	50.01%	提供本集團內公司 之物流服務 Logistics services for the Group





42. 主要附屬公司(續)

42. Principal Subsidiaries (Continued)

Name	註冊成立 / 營業地點 Place of incorporation/ operation	註冊資本 / 已發行股本 Registered capital / issued share capital	應佔 股權比例 Proportion of ownership interest		主要業務 Principal activity
			直接	間接	
			Directly	Indirectly	
瀋陽頂通物流有限公司	中國 PRC	US\$300,000	—	50.01%	提供本集團內公司 之物流服務 Logistics services for the Group
重慶頂通物流有限公司 Chongqing Ting Tong Logistics Co., Ltd	中國 PRC	US\$300,000	—	50.01%	提供本集團內公司 之物流服務 Logistics services for the Group
康遠股份有限公司	台灣 Taiwan	NT\$110,000,000	100%	—	投資控股 Investment holding
康權股份有限公司	台灣 Taiwan	NT\$96,000,000	100%	—	投資控股 Investment holding
康俊股份有限公司	台灣 Taiwan	NT\$110,000,000	100%	—	投資控股 Investment holding

* 該等附屬公司註冊為中外合資企業。

* These subsidiaries are registered as Sino-foreign equity joint venture companies.

其他本集團於中國境內之附屬公司均成立及註冊為全資外商企業。

The other subsidiaries in the PRC are established and registered as wholly-owned foreign enterprises.

